



# DDA Solutions




## Surface Mount Push to Open Pad 3ECM-25-4-M-SM

- Operation Voltage : 12/24V AC/DC
- Contact Rating : 2 amp
- Output Contact : COM, N/O & N/C
- Operation : Momentary contact
- Changeover contacts
- Anti Tamper : Security fixings
- Legend : Engraved
- Fitting Style : Surface
- Finish : Stainless steel

### FEATURES

- Multi directional actuation.
- Narrow style.
- Surface mount.



### PRODUCT CODES

AS9857 - 3ECM-25-4-M-SM  
Surface Mount push to open




## Disabled Persons Toilet Alarm DTA

- Mains Input : 230V AC
- Operating Voltage : 9V DC
- Operating Current : 150 mA
- Relay Output : Integral NO / NC
- Self Test Facility ; Yes
- Power Management : Integral PSU
- Battery Back-up : Yes-On board monitored battery
- Finish : White plastic plates

### FEATURES

- High visibility LED indicators.
- Engineer selectable reset (3 options).
- Fault management system.
- Flush mount "pull for assistance" cord.
- Reassurance LED indicator.
- Reset unit with reassurance LED & sounder.
- WC pull for assistance labels included.



### PRODUCT CODES

AS9876 - Disabled toilet alarm kit (DTA)




## Aidalarm A600MKITR Kit

### FEATURES

- Mains powered disabled persons toilet assistance alarm kit.
- 12V DC / 240V AC mains powered.
- High power Piezo sounder.
- Choice of 4 warning tones.
- Audible & visual signalling.
- Silence/reset facility at the panel.
- Reset at the point of call.
- Remote signalling output.
- Easily installed using 4-core alarm cable.

### KIT INCLUDES:

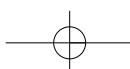
- 12V DC / 240V AC mains powered surface mount control panel.
- Pull cord with reassurance LED.
- Surface mount reset button.
- Self adhesive disabled toilet sign.



### PRODUCT CODES

LI5117 - Alarm A600MKITR Aidalarm mains surface mount plastic kit

Optional overdoor light & sounder unit available separately as Special Order.



# DDA Solutions


**Hoyles** Aidalarm A100FKITR

**FEATURES**

- Disabled toilet/disabled persons assistance alarm in comprehensive flush fitting brushed stainless steel kit.
- High power sounder.
- Audible & visual signalling.
- Silence/reset facility at the panel.
- Reset at the point of call.
- Remote signalling output.
- Easily installed using 4-core alarm cable.

**KIT INCLUDES:**

- 12V DC / 240V AC mains powered flush mount brushed stainless steel control panel.
- Pull cord with reassurance LED.
- Flush mount brushed stainless steel reset button.
- Self adhesive disabled toilet sign.



**PRODUCT CODES**

- L15115 - Alarm A100FKITR aidalarm SS flush mount kit 12V DC or mains

**Hoyles** Aidalarm A600BKITR

**FEATURES**

- Battery powered disabled toilet/disabled persons assistance alarm kit.
- High power Piezo sounder.
- Choice of 4 warning tones.
- Audible & visual signalling battery conditioning monitor.
- No part B building regulations conflicts.
- Silence/reset facility at the panel.
- Reset at the point of call.
- Easily installed using 4-core alarm cable.

**KIT INCLUDES:**

- Battery powered surface mount control panel.
- Pull cord with reassurance LED.
- Surface mount reset button.
- Self adhesive disabled toilet sign.



**PRODUCT CODES**


- L15116 - Alarm A600BKITR aidalarm battery surface mount kit plastic

**IR** Bi-Directional Motion Sensor 2550.MS.B

Operation Voltage : 24V AC/DC  
 Operating Current : 0.17 mA / 0.08 mA  
 Operation : IR Detection  
 Fitting Style : Above door frame  
 Finish : Matt black finish

**FEATURES**

- High Performance, K-Band microwave sensor detects objects approaching or moving away.
- One way detection can be selected during installation.
- Maximum mounting height is 10' above floor on door header, wall or ceiling.
- Wide zone (13' wide x 6 1/2 deep).
- Requires separate 12 / 24V AC / DC power supply @ 2 watts.



**PRODUCT CODES**

- L16015 - 2550.MS.B Motion Sensor

**ASSOCIATED PRODUCTS**

Briton Safety Sensors