

2000 series



Features

- **NEW** design, makes recoding simple & error-free
- 60mm latch (50 & 70mm available)
- 50,000 cycle test
- Optional holdback (2200)
- Early clear plate
- Non-handed
- 5 year guarantee
- Over 8000 combinations
- Standard fixing suit doors up to 54mm (XL fixings available)
- Back to back keypads available (BL 2020)

2000 SC Front



Satin Chrome

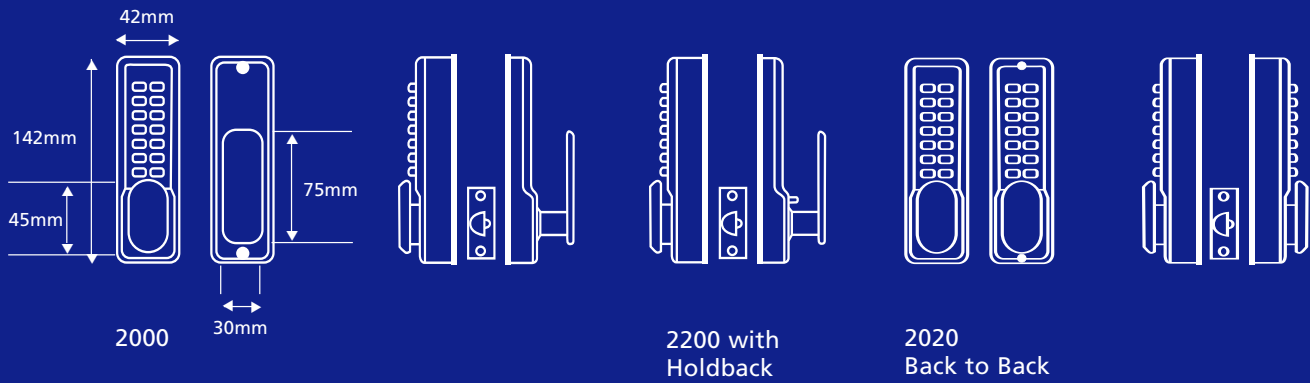


Polished Chrome



Polished Brass





2000 SC Back



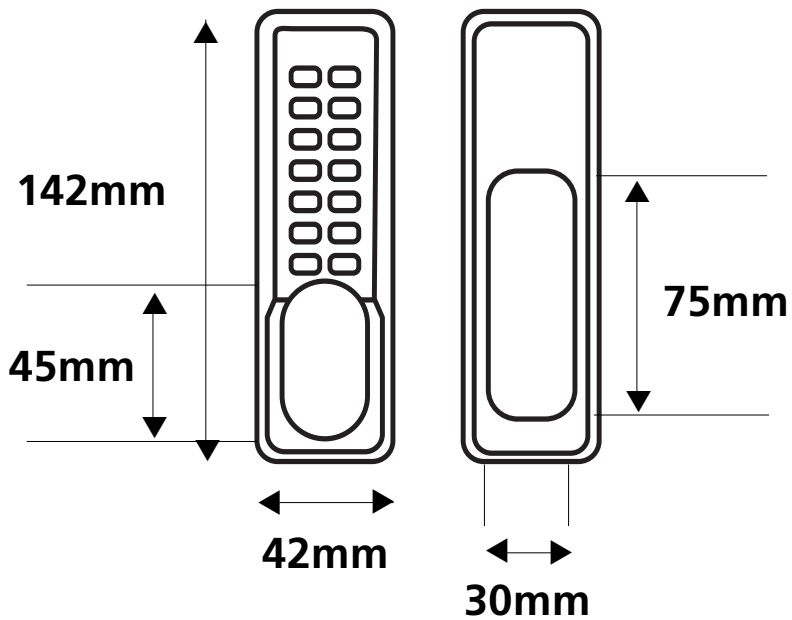
2200 Open Back

The BL2000 series is a range of fully mechanical pushbutton coded locks. The ergonomic design (originated by Borg, now imitated by many) and simple operating procedure ensures access for authorised personnel only.

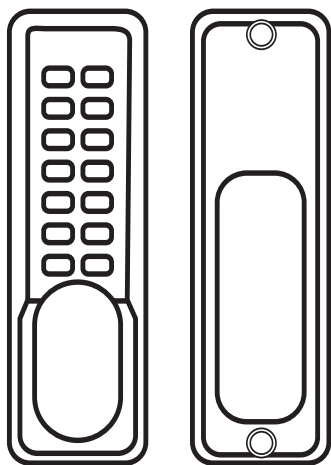
Automatic locking until correct code is entered, anti-thrust latch plus over 8,000 different combinations to choose from provide greater security.

Easy to fit, (can be supplied with fittings to suit doors up to 80mm thick) and with all parts and fittings included it is ideal for low usage applications. See application guide.

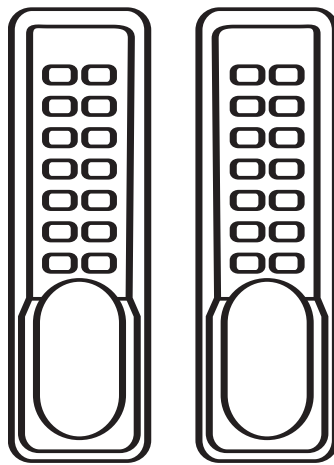
All the internal components are chemically treated for extra strength and durability, which is something other manufacturers neglect. It also makes it suitable for fitment in many locations without maintenance.



2000



**2200 with
Holdback**



**2020
Back to Back**

